



# Making a Musical Instrument



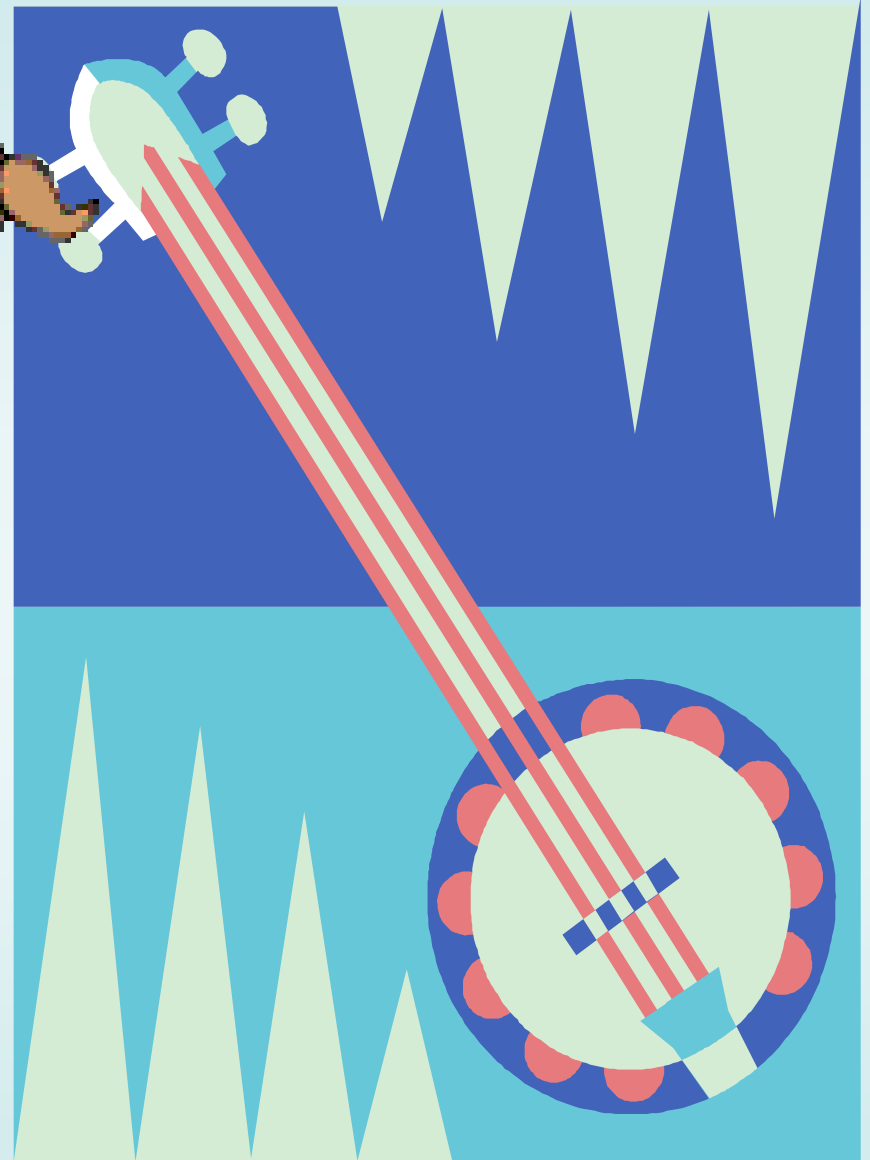
Easter holiday project



# Definition

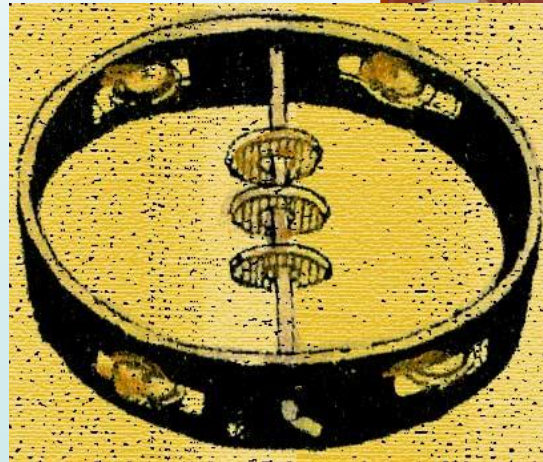
- Musical instrument

- A musical instrument is something that has been made with the purpose of making music



# ANCIENT MUSICAL INSTRUMENTS

- All types of musical instruments are mentioned in ancient sources, such as Egyptian inscriptions and the Bible, and probably go back further than recorded history.



- The human body, making both vocal and percussive sounds, may have been the first instrument.
- Ancient man used percussion instruments such as stones and hollow logs.
- Thirty-thousand-year-old bone flutes or recorders have been found in archaeological sites.

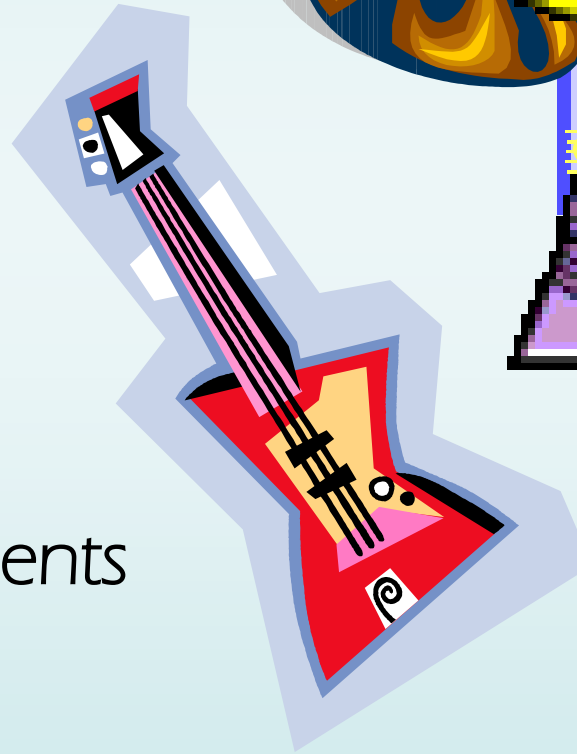
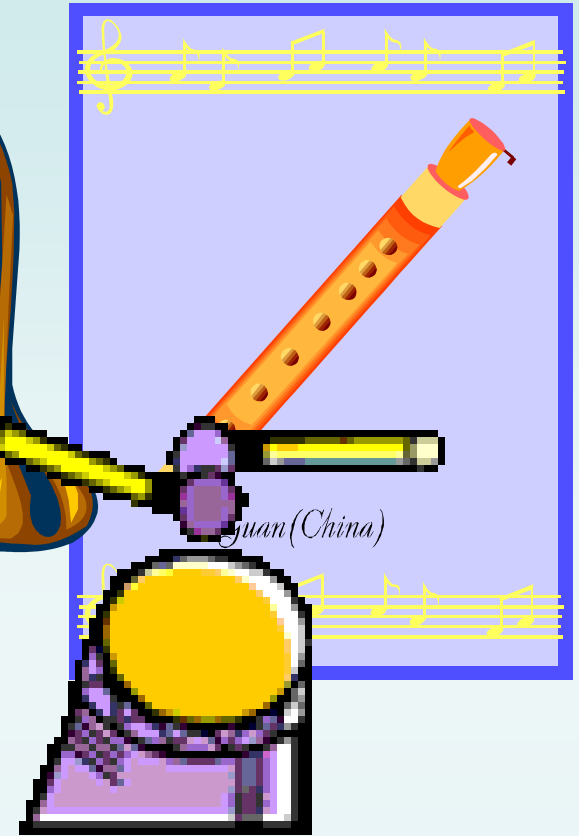


Blind singer

Cretan geometric bronze figurine

Malibu

- Instruments are often divided by the way in which they make sound:
- Brass Instruments
- String Instruments
- Wind instruments
- Percussion instruments




# BRASS INSTRUMENTS

- In brass instruments the vibrating lips of a person makes the air columns vibrate.
- They include French horns, trombones, trumpets, and flutes





- String instruments make a sound when the string is plucked, strummed, slapped, etc.
- The tone of the sound changes with the resonating cavity



# WIND INSTRUMENTS

- Wind instruments have a flat, thin, wooden piece called a reed attached to the mouth piece.
- The reed vibrates when someone blows into it, and makes the air columns inside the clarinet vibrate.
- Two wind instruments are the saxophone, and the clarinet.





# PERCUSSION INSTRUMENTS

- Percussion instruments create sound when struck.
- The shape and material of the part of the instrument to be struck determine the sound of the instrument.



# KEYBOARD INSTRUMENTS

- Keyboard instruments can be wind instruments such as an organ.
- They also can be string instruments such as a harpsichord or piano
- or electronic instruments such as synthesisers that are played by a keyboard. Every key generates one or more sounds.



# Before Designing


**If you have any instruments at home, investigate them:**

- **See how they are made**
- **What sort of sounds they make**
- **Make drawings of them**
- **Decide whether they are brass, string, wind or percussion instruments**



# WHAT kind of instrument are you going to make?

- String such as guitar, violin or keyboard
- Percussion such as drums or shakers
- Wind such as saxophone or flute



# Designing your INSTRUMENT

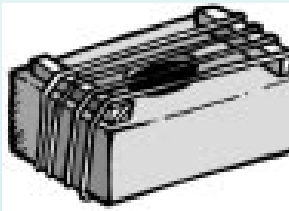
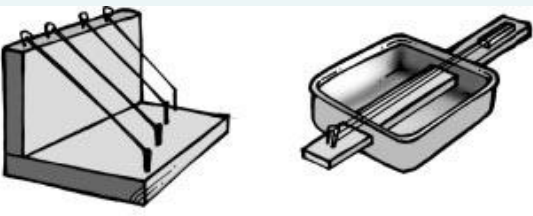

## THINK ABOUT THESE QUESTIONS

- ❖ What size is it going to be?
- ❖ Will you be able to play it?
- ❖ Does the pitch need to change?
- ❖ Will my instrument be decorated?





# ❖ What will I make my instrument out of?





# MY INSTRUMENT DESIGN

- **Make detailed drawings before you start making**
- **Then you can begin to make**



Once you have made your instrument you will be able to play it to the people you live with.

Then you need to evaluate it.

# Evaluate your instrument

- How does your instrument sound?
- How well does it work?
- What was successful?
- What did you find difficult?

*Finally, make sure you take a picture or video of your instrument and ask an adult to upload this to your class Google Drive if possible.*

HAVE

FUN

