


# Year 2

## Home Learning

Week 13

Wednesday 1<sup>st</sup> July 2020 – Wednesday 8<sup>th</sup> July 2020



Dear Parents,


At present, most of our Year 2 students are still doing their learning at home. I will still be preparing work and uploading it onto the Google Drive weekly. This pack is mirroring the learning that the students would have been doing at school, so it is hoped that you try to complete as many of these tasks as possible. In order to try to excite the students about their learning again, we will be creating a time capsule in school. We will be choosing tasks to go into the time capsule that will then be buried outside the school! Our theme is 'Environment'. So please keep uploading them as much as possible. As I am back in school daily with the Key worker children, I am not online as often as I was. However, I will always try to reply to any queries or questions as best and as quickly as possible.


Regards,

# Miss Graham

## Year 2 Homework:

Wednesday 1<sup>st</sup> July

<b>Spelling</b>	We are going to be practicing describing verbs using an adverb. Practise and learn your spellings off by heart using the look, say, cover, write and check and then choosing any activities from the spelling grid.						
	<b>Task</b>						
Maths	<p><b>Measurement:</b></p> <p><b>Task 1: Units of measurement.</b></p> <p>In your books, create a table like the one below with the headings ml/l, g/kg and cm/m.</p> <table border="1" data-bbox="448 1003 1497 1211"><thead><tr><th data-bbox="448 1003 799 1039">mL/L</th><th data-bbox="799 1003 1145 1039">g/kg</th><th data-bbox="1145 1003 1497 1039">cm/m</th></tr></thead><tbody><tr><td data-bbox="448 1039 799 1211"></td><td data-bbox="799 1039 1145 1211"></td><td data-bbox="1145 1039 1497 1211"></td></tr></tbody></table> <p>Sort the pictures into the correct section of the table.</p> <div data-bbox="448 1279 1305 1720"></div> <p><b>Challenge:</b> Can you find pictures from magazine, newspapers or books that would go into these columns as well?</p> <p><b>Task 2: Cm and m</b></p> <p>One of these naughty animals from the zoo stole the zookeeper's lunch! Can you guess who?</p>	mL/L	g/kg	cm/m			
mL/L	g/kg	cm/m					



**Barry  
the Bear**

**Sammy  
the Squirrel**

**Ronnie  
the Rabbit**

**Connie  
the Cat**

The feast thief is less than 140cm tall.

The picnic pilferer is between 80cm and 130cm tall.

The meal stealer is not the shortest person in the identity parade.

The lunch muncher is not taller than 110cm.

Can you measure these lines in cm?

\_\_\_\_\_cm

\_\_\_\_\_cm

\_\_\_\_\_cm

\_\_\_\_\_cm

\_\_\_\_\_cm

\_\_\_\_\_cm

Can you draw lines of these lengths?

13cm, 26cm, 23cm

### Task 3: Estimate and measure mass

What does mass mean? What unit of measurement do we measure mass in? (g/kg).  
What could we use to measure mass?

If you have some scales at home, use the following table to estimate then measure the mass of different objects. Remember, an estimation doesn't always have to be correct.

Object	Estimate in grams	Actual weight

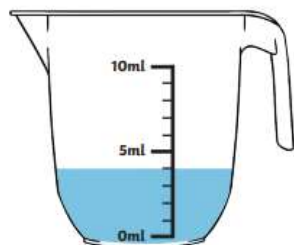
**Task 4: Estimate and measure capacity**

What does capacity mean? What unit do we use (ml/l)? Can you use a measuring jug to measure the capacity of different items in your house? What could you measure? A book? No. A cup? Yes.

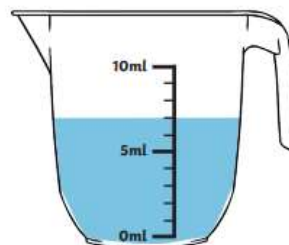
Object	Estimate in mL/L	Actual capacity

Have a go at reading these jugs.

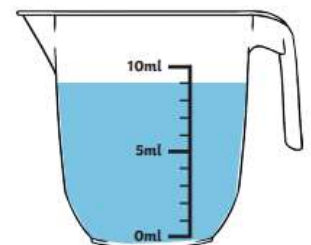
How much water is there in each jug?



1. \_\_\_\_\_ ml



2. \_\_\_\_\_ ml



3. \_\_\_\_\_ ml

English

**The Storm Whale – Benji Davies**

We are starting a new book called 'The Storm Whale'. This week, we will write a letter of advice to Noi.

**Task 1: Compare feelings before and after**

Now that Noi has found the baby whale, how do you think he is feeling?



Let's remind ourselves of how Noi was feeling before he saw the whale in the picture below;




We decided he was feeling nervous, scared and lonely. Is he still feeling that way?

Plot these feelings in a Venn Diagram. Some of the feelings that were the same, like confused, might go in the middle.

Before finding the whale

After finding the whale

**Task 2: Write a short piece of advice to Noi**





Noi has a big decision to make! He has to decide what to do next. Should he tell his dad about the whale? Should he keep it a secret? Should he leave the whale there? Should he take it back to the sea?

Write a short piece of advice to Noi. What should he do?

Dear Noi,

You should / shouldn't tell your dad.....

Because.....

### **Task 3: Plan a Letter of Advice to Noi**





How do you think Noi is feeling?

---

---

Should Noi tell his dad about the whale or not?

You should \_\_\_\_\_

Why should Noi take your advice?

1. \_\_\_\_\_

---

---

2. \_\_\_\_\_

---

---

3. \_\_\_\_\_

---

---

#### Task 4: Write a letter of advice to Noi

Write a letter of advice to Noi, persuading him if he should or shouldn't tell his dad about the whale and why. To do this you need to be **PERSUASIVE!**

You need to:

- Write in first person
- Express your feelings about how Noi might be feeling E.g. I know you are feeling lonely with your dad going to work and you need a friend....
- State your reasons why
- Re-read your work to make sure it makes sense

SPaG

Topic

Seaside:



Spanish

Music

Samuel Pepys Great Fire of London Part 5 (all episodes up to Part 5).  
<https://www.bbc.co.uk/teach/school-radio/history-ks2-the-great-fire-of-london/z4bft39>  
 Andy's Prehistoric Raps - Join in the with actions to move like the different dinosaurs.  
<https://www.bbc.co.uk/cbeebies/watch/playlist-andys-prehistoric-raps?collection=playlist-collection#playlist>  
[30 days of Music Calendar for June with links and activities \(see pdf\).](#)

Sunday	Monday	Tuesday	Wednesday	Thursday	Friday	Saturday
<b>GO!</b> Click a star to be awarded in the recent list.	Find out what was number 1 on the day you were born and listen to it. Do the same for other family members. Who gets the best birthday tune?	<b>BEAT GOES ON...</b> Learn how to play your first Watch this mini tutorial from our Music 50th Summer. What can you come up with?	Learn a song in your preferred language and record it.	Make a rainstick!	Choose one of the songs to watch and listen to.	Complete this body percussion challenge by BBC Dance-in-Recycled-Drumsticks. They're practicing it - we will be performing this again when school starts.
Write a song of 8 lines about 4 of your favourite food. If your best friend at school 4) you have found 4) what you want to be when you grow up.	Stand outside and record a soundscape.	Paint a picture inspired by your soundscape.	Learn a song in your preferred language and record it.	Learn the song from the musical Aidance. Watch the ONLINE DANCE CLASS.	Complete Part 2 of Doris Day's body percussion video series.	Listen to any children's songs involving numbers and memorise it. Then learn to sing it and record it.
Record your own music video for your favourite song!	Sally would have been the front of the Mackay School's Music & Dance Festival. Celebrate by leading a singing assembly at home with your family.	The singing world had a special day on Tuesday 12th June. It was the day that the Mackay School's Music & Dance Festival was held. Lead for the day.	There should also have been Junior Singing Musical events. Join in with our Junior Festival Conductors. Help them and learn how to sing a new song and be singing in 30.	Learn the song from the musical Aidance. Watch the ONLINE DANCE CLASS.	Today would have been our 50th Year of Music. Celebrate by leading a singing assembly at home with your family.	Choose a country that you have never been to but would love to visit one day. Find some music from there and listen to it.
Complete the first tutorial from Doris Day. See video here.	Body would have been our 50th Year of Music. Celebrate by leading a singing assembly at home with your family.	Take part in an online dance class - we can recommend anything from the Mackay School's website!	Today would have been our 50th Year of Music. Celebrate by leading a singing assembly at home with your family.	Record yourself performing an instrument you made yesterday! Play along to your favourite tune or just go for it completely solo!	Choose a poem, learn it off by heart, click your fingers to create a rhythm track to perform while reciting your poem!	Choose one of the BBC 50th Year of Music videos written by a female composer to watch and listen to.
Listen to the young cellist Shoko Kamekura perform this piece arranged by Leonard Cohen's lyric song 'Hallelujah'.	Listen to the young cellist Shoko Kamekura perform this piece arranged by Leonard Cohen's lyric song 'Hallelujah'.	To complete our 30 day musical challenge, take part in an online or in-person musical challenge - you can use the links on the right of events to help you pick one to do!	<p>Record, share &amp; tag us in your challenges! #HMS30days</p>   <p><a href="http://www.hacknrgmusic.co.uk">www.hacknrgmusic.co.uk</a></p>			

PE

Follow P.E with Joe Wicks on YouTube  
<https://www.youtube.com/playlist?list=PLyCLOPd4VxBvD7ogmmPLJXYA1q0gFF3pe>  
 Follow Cosmic Yoga on YouTube  
<https://www.youtube.com/user/CosmicKidsYoga>

	<p>Follow Little Yoga Gems on YouTube  <a href="https://www.youtube.com/channel/UCbZyXYzguSBGmQV4_jc7gig">https://www.youtube.com/channel/UCbZyXYzguSBGmQV4_jc7gig</a></p>
Mindfulness	<p>Smiling Mind: Smiling mind is free to set up an account and take yourself on different journeys to practice the art of mindfulness.</p> <p><a href="https://www.smilingmind.com.au/">https://www.smilingmind.com.au/</a></p>
Art	<p>Our theme for our time capsule is The Environment. Can you search any surrounding gardens for some sticks and leaves to create your own bug? Look at the examples below. They have stuck them on some coloured cardboard.</p>

**Notes/reminders:**

Please upload all your work on to the Class Google Drive. There is a folder named STUDENT WORK. You can add a new file using the + button on the top left and create a file with the student's name.

<https://drive.google.com/>

Username: [year2@st-marys.hackney.sch.uk](mailto:year2@st-marys.hackney.sch.uk)

Password: greencar75