

Year 1

Wednesday 24th June 2020



Notes and messages

Dear parents/carers and children,

Firstly I would like to say that the children who have been back at school have had a great week so far! We have been busy doing lots of learning as well as many fun activities that we don't often get to do. We have been planting, painting and many other arts and crafts activities. However, it is worth mentioning that the classroom feels very quiet and small with only a few of us being back. We miss the rest of you and hope more of you will join us soon.

Now for some very exciting news! Mrs O'Brien has bought every class their very own time capsules. Over the next few weeks we will be collecting work that will go into the time capsule. The time capsule will be buried in the school grounds during the summer holidays. Everyone will be able to contribute towards this. Any work that is uploaded on google drive or completed in school will be selected to go into the capsule. I am very excited to be part of this project and I hope you all are too!



Lesson 1 English:

Lila and the secret of rain – Family tree

Lila is a brave girl who loves her family and the village she lives in. When Lila's village is suffering from a drought, Lila saves it by telling the sky the saddest thing she knows. Without rain the well will run dry and the crops will fail. Lila is so worried that when her grandfather whispers to her the secret of rain, she decides to go and talk to the sky herself.

Task

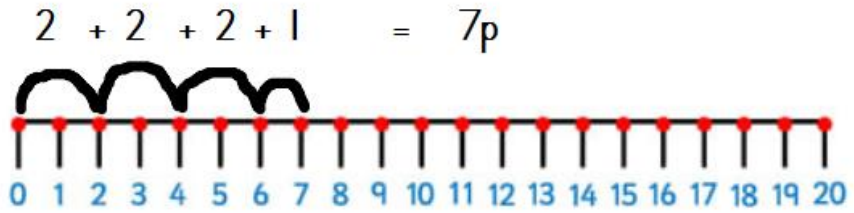

Create a family tree for Lila's family? You can add other members that are not mentioned in the story. E.g. *Grandmother*

You can use the template below or draw your own.



Lesson 1 – Maths

Adding coins together using a number line



Lesson 1 – PSHE

Me and my family

Family is important because it provides love, support and a framework of values to each of its members. Family members teach each other, serve one another and share life's joys and sorrows. Families provide a setting for personal growth. Who is in your family? Complete the family tree below just like you did for Lila. (If this task is sensitive to your family situation, you do not need to complete it)



Lesson 1 – Topic

Environmental issues - Recycling

This week, our topic focus will be **recycling**. Recycling is the process of converting materials into new materials and objects. Recycling rates are increasing in the UK, but so is our population. To fulfil demand, we're producing more goods and using more natural resources than ever before, but despite our best efforts, we are still throwing too many things away. Recycling is easy to do and really can make a difference.

Watch the following video to understand why recycling is important

https://www.youtube.com/watch?v=OasbYWF4_S8



Task: Sort the items in the box by items that can be reduced, reused and recycled. Write the item name near the appropriate arrows.




Reduce, reuse and recycle

Old Clothes 	Plastic container 	Drinks Cans
Glass Bottles 	Crisp Packets 	Plastic bag
Water 	Computer 	fabric bag

Lesson 2 – English

Character thought bubble






When Lila left the village and set off to find the highest mountain, what do you think she was thinking about? Use the thought bubble to write down a thought that was going through her mind. It could be a question she was asking her self or a feeling she was experianceing at the time.



Lesson 2 - Maths

Adding coins together

Fill in the grid below. First one has been done for you.

 2p + 2p + 2p + 2p + 2p =	10p
	
	
	
	

Lesson 2 – PSHE

The Zen Den mindfulness meditation

<https://www.youtube.com/watch?v=wf5K3pP2IUQ>




Be the Pond | Cosmic Kids Zen Den - Mindfulness for kids

Lesson 2 – Topic

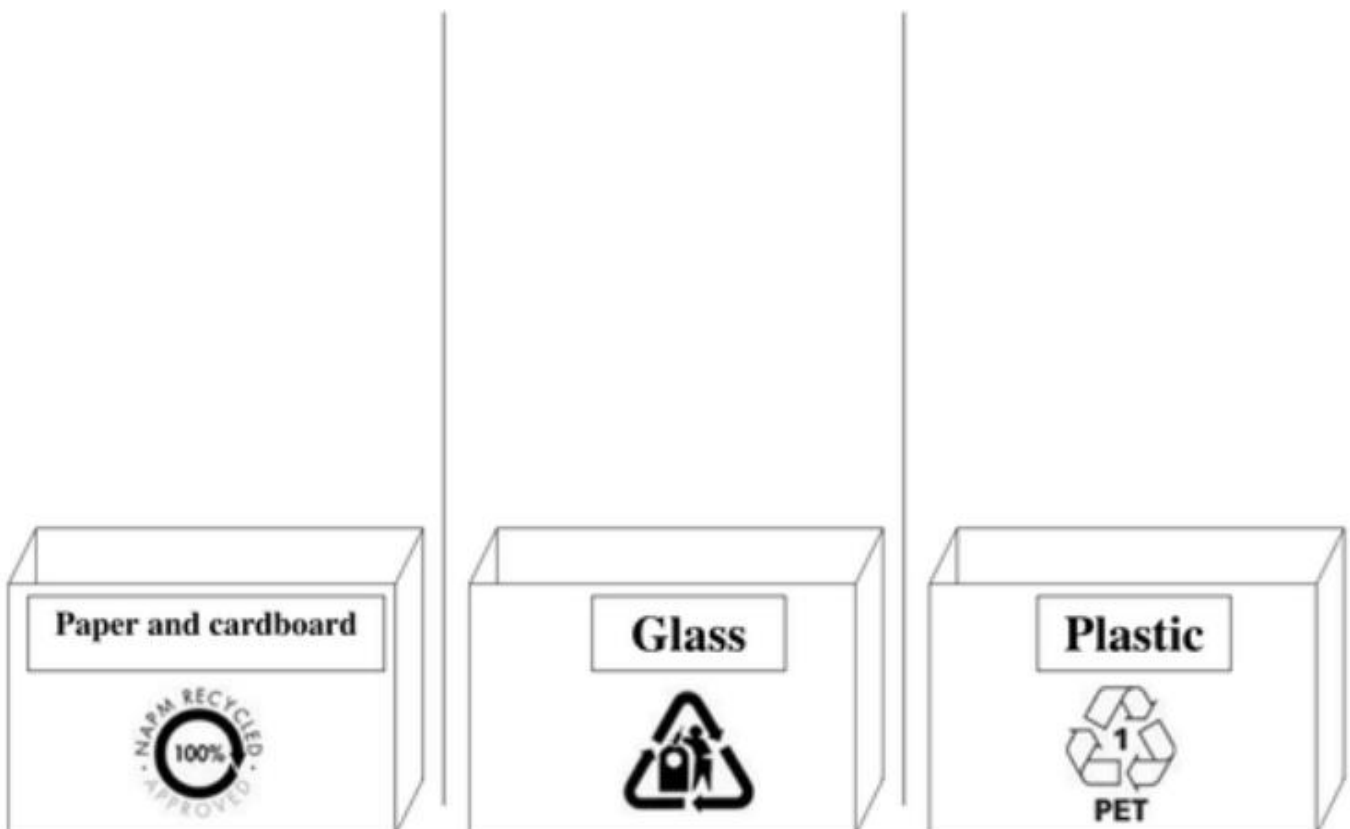
What happens to my recycling?

Most plastic, glass, paper and metal objects can be recycled. In the UK, dry recyclables are either sorted at the kerbside by putting the different materials into different compartments on a truck, or where people have a mixed recycling bin, collected mixed together and taken to one of the Materials Recycling Facilities (MRF) in London where they are sorted. After the materials have been sorted, they are then taken to places like paper mills or plastics recycling plants where they are recycled and made into new products.

https://www.youtube.com/watch?time_continue=17&v=fgfTQfKRVPY&feature=emb_logo



Task: Draw or write names of objects that you have or can recycle this week.



Lesson 3 – English

Special memories

Lila's Kenyan village is suffering a terrible drought. When Lila hears her mother say that 'without water there can be no life' she sets out on a quest to uncover the secret of rain to save the village. Lila shares her memories of different stories to the sky in the hope that the rain will come and end the drought. What special memories and hopes do you have?

My Special Memories

My favourite memory is...

I hope...

I miss...

Lesson 3 – Maths

Adding money with bar models

A typical bar model is divided into three parts. The top bar represents the whole amount. The bottom bars represent the parts that combine together to make the whole. Using the bar models below, add the amounts together to find the total.



$$\underline{\quad 6p \quad} + \underline{\quad 1p \quad} = \underline{\quad 7p \quad}$$



$$\underline{\quad \quad \quad} + \underline{\quad \quad \quad} = \underline{\quad \quad \quad}$$



$$\underline{\quad \quad \quad} + \underline{\quad \quad \quad} = \underline{\quad \quad \quad}$$



$$\underline{\quad \quad \quad} + \underline{\quad \quad \quad} = \underline{\quad \quad \quad}$$

Lesson 4 – English

Lila and the secret of rain – illustrations

Lila and the secret of rain is a story full of wonderful illustrations (pictures). Many of which are bright and vibrant in colour. Pick your favourite illustration and discuss what is happening in the image. Explain to an adult why you have chosen this particular image as your favourite. My favourite illustration from this story is the one where Lila climbs up the mountain. I like this illustration because it shows Lila's journey to the top of the mountain. It also shows that Lila is brave because she did not give up climbing the highest mountain, even though it was difficult and tiring.



Lesson 4 – Maths

Make your own money bar model

Complete the bar models using the coin chart and the number line.



5p	

_____ + _____ = _____

10p	

_____ + _____ = _____

15p	

_____ + _____ = _____

22p	

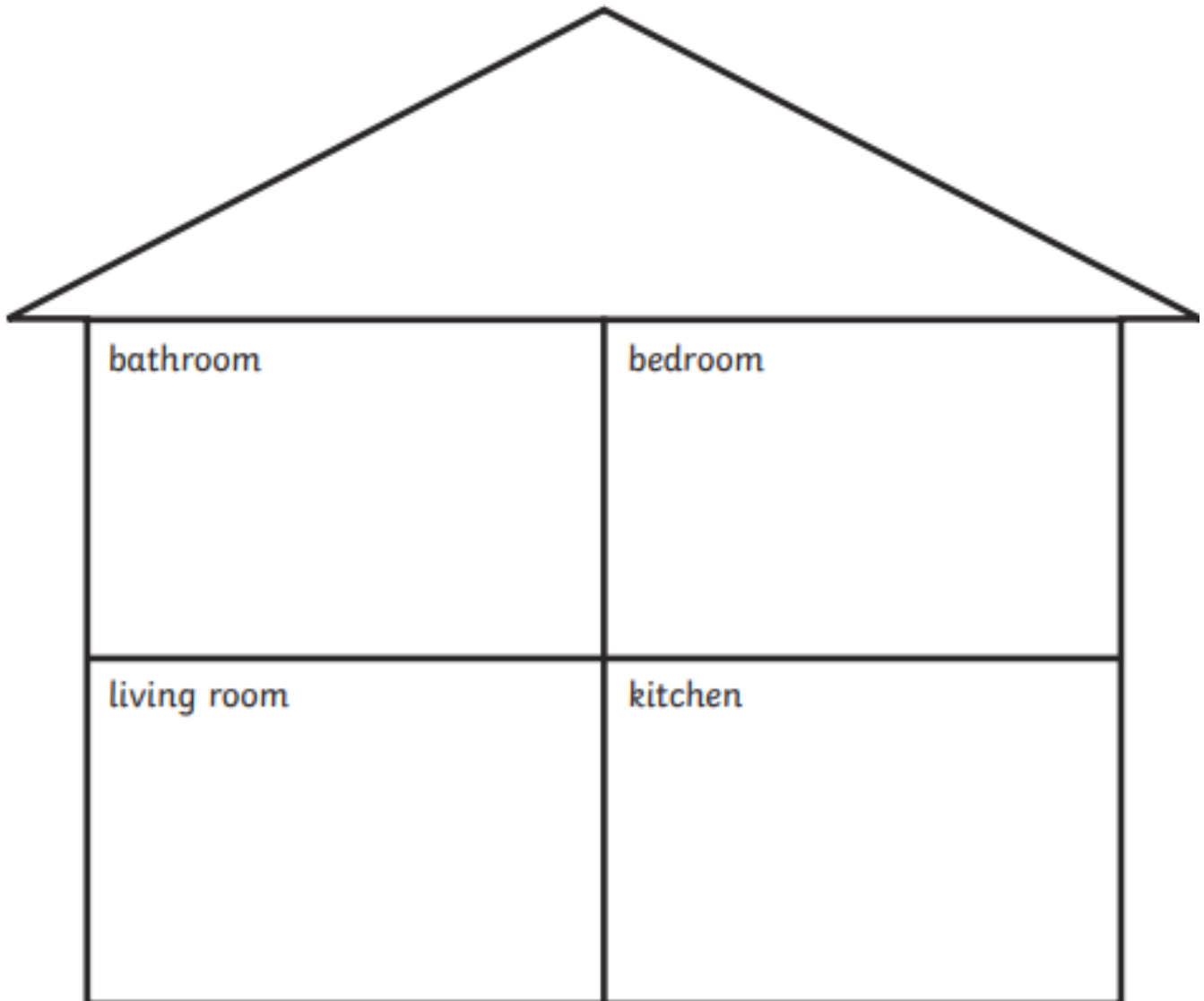
_____ + _____ = _____

Lesson 4 – Topic

Recycling in the home

There are many things around our homes that we can recycle. Recycling in school and at home will help us protect our environment and the world we live in. Take a look around the different areas in your house and think about all the things that you can recycle. Write down the names of a few things around your house that you can recycle once you are finished with it.

Recycling in the Home



Phonics and Spelling



This week's focus sound is:



WORD	1	2	3	4	5	6
boy						
joy						
toy						
enjoy						
cowboy						

This sound can be made in different ways. Here are the alternative ways of making this sound. Fill in the grid with your own words.

