

Well Wishes


I hope that you all are safe and happy at home.

Please can you let your children know that Mr Dale, Miss Mersha and Miss Rose are asking about them and we hope they are having a lovely time at home? We miss them and we can't wait to have some fun with them when we can all go back to Nursery

****Please access more work, information and communication from me through St Marys google drive if you can, I am here to help with your home learning.**

Week 2 home learning pack - Nursery - Writing

- Day 1: Practice writing your name, letters you know and maybe even your friends and family's names (with support.)



- Day 2: **Challenge** Try to draw your favourite animal and write its name. (With support)

***Advice for parents, Help the children to work out the sounds of the words and then write the letters in order. The correct spelling is not important at this stage it's better for them to write whatever sounds they can hear, even if that is just the first sound (example P for pasta, T for toast). Support them with the phonics mat in the Nursery 01.04.20 folder, keep the tasks short, make it fun.*

Please find additional activities below, you will need to scan the QR codes on any of the activities that interest you. These are not compulsory

PPS- please see attached link to whole day of activities for chn to access. This changes everyday and is very useful.

<https://www.twinkl.co.uk/home-learning-hub>

Home Learning Plan

For Ages 3 - 4 Years

twinkl

1

Select an activity from our visual timetable.

Monday	Tuesday
Pong Power! Could the World's Smelliest Fruit Charge a Phone?	Egg Science Experiment
3D Circulatory System Paper Model	Rain Cloud Experiment

2

eBooks



2

printables



2

interactive games



3

Looking for more...

Scan the QR codes to go directly to even more content!


Welcome to the Twinkl Parents Hub!

Made by Teachers, Trusted by Parents.

As a parent, you want to do all you can to support your child's learning, but finding the time and knowing where to start can be a challenge - and that's why we're here to help. Our educational activities and worksheets cover the whole primary curriculum. No primary? Try our online game area [Twinkl Go!](#), view our [Twinkl Originals](#) collection of eBooks or join our [Book Club](#) to receive physical books every half term. It's never been easier or quicker to help your child in their educational journey.

[Homework Help Click Here](#)

[Online Games Click Here](#)



Or visit our Parents Hub for Activities for all Ages!

4

Why not share your learning with us on social media?



	Monday	Tuesday	Wednesday	Thursday	Friday
	<p>Too Many Frogs Counting to 10 Game</p> <hr/> <p>Number Playdough Mats</p>	<p>2D Shapes Poster</p> <hr/> <p>Shape Playdough Mats</p>	<p>Musycling Musical Recycling Pack</p> <hr/> <p>Junk Jumble Recycling Materials Game</p>	<p>Astronaut and Alien Role Play Masks</p> <hr/> <p>Back to Earth with a Bump eBook</p>	<p>Transport-Themed Mark Making Image Reveal Activity</p> <hr/> <p>I Spy Transport Scene Activity</p>
	<p>Leaf Rubbing Worksheet</p> <hr/> <p>Outdoor Activity Ideas Cards</p>	<p>Cornflour Gloop Recipe</p> <hr/> <p>The Messy Magpie eBook</p>	<p>Threading Cards</p> <hr/> <p>Match the Colours Pairing Game</p>	<p>My Counting Worksheet (Under the Sea)</p> <hr/> <p>Decorate a Fish Template</p>	<p>Alphabet Playdough Mats</p> <hr/> <p>Large Tracing Letters</p>
	<p>Gingerbread Man Template - Design your Own!</p> <hr/> <p>Gingerbread People Recipe</p>	<p>Goldilocks and the Three Bears Cone Characters</p> <hr/> <p>Goldilocks and the Three Bears Porridge Recipe</p>	<p>Flowers Colouring Sheet</p> <hr/> <p>Daffodil Biscuits Recipe</p>	<p>Cutting Beanstalks Edible Sensory Recipe</p> <hr/> <p>Jack and the Beanstalk ebook</p>	<p>Pirate Scroll Writing Templates</p> <hr/> <p>Pirate Stick Puppets</p>
	<p>Light and Dark Playdough Recipe and Mat Pack</p> <hr/> <p>Animal Shadow Hand Puppet Display Posters</p>	<p>Blank Faces Templates</p> <hr/> <p>Things That Make Me Happy Song</p>	<p>Zoo Role Play Masks</p> <hr/> <p>Level 1 Phonics The Zoo Environmental Sounds Game</p>	<p>Fairy Cake Recipe</p> <hr/> <p>Cupcake-Themed Size Ordering</p>	<p>1 - 5 Display Numbers (Five Little Men in a Flying Saucer)</p> <hr/> <p>Five Little Men in a Flying Saucer Nursery Rhyme Poster</p>

3 - 5 Years





Go!





Originals





Rhymes & Songs






Maths

- Try these at home challenges linked to ordering and counting numbers to 20 (if your child finds this too tricky start with numbers to 10, too easy extend them with numbers to 30).

Maths: Counting and Ordering Numbers to 20

Home Learning Challenges

Write out the numbers 0-20 on some paper or card, cut them up and then ask a grown-up to mix the numbers up – don't peek! Then, see how quickly you can put them into the correct order. You could ask someone to time you and then see if you can get faster when you try again.

Collect 20 leaves from your garden or a local park. Write the numbers 1-20, one on each leaf, using a thick marker pen. Use a hole punch to make a hole in either end of the leaves and then thread them onto a piece of string. Don't forget to put them in the correct order! You could then put up your homemade number line in your bedroom to help you remember the order of the numbers.

Next time you open a packet of raisins, some carrot sticks or apple pieces, count out how many you have. If you're eating them with a friend, count how many they have too. Can you write the numbers down?



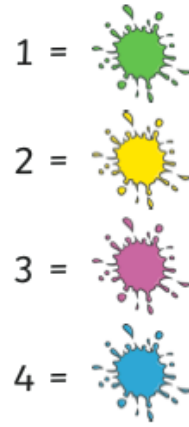
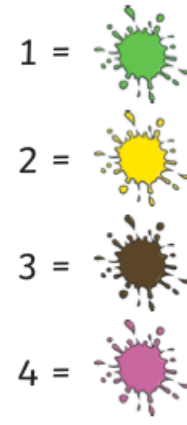
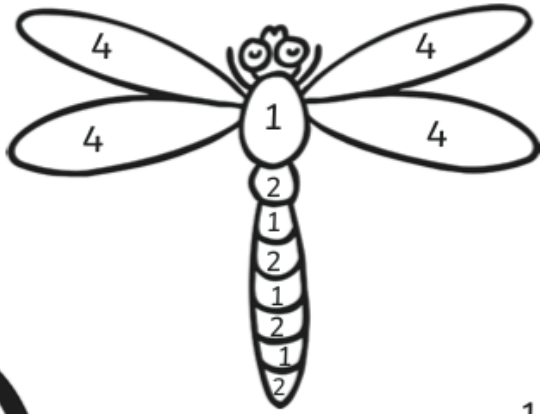
Ask an adult to hide the numbers to 20 around your room, house or garden. See if you can find all 20 and place them in order. You could ask someone to tell you a number to find. Can you remember what the number looks like and find it?

Draw circles on a piece of paper and put different coloured paints in shallow trays. Choose a number between 1 and 20. Dip your finger into paint and add that many petals to one of the circles, making a flower. Count the petals to check how many you have and write that number in the middle of the circle. Choose another number and do the same to another circle on your page. Fill up your page with colourful flowers, each with different amounts of petals.

Write the numbers 0-20 on plastic building bricks. Make a tower of 21 bricks, seeing if you can put the numbers in the correct order. Start with 0 at the bottom and 20 at the top and then try starting with 0 at the top and 20 at the bottom.

- Get the children to write the numbers themselves - please get them to write/record numbers wherever possible.


www.twinkl.co.uk has GREAT home learning resources for free including online games for EYFS children.



Phonics

Phonics 2-next page

Home Learning Challenge




Go on a Listening Walk! You could go around your house or an outside area with an adult and practise listening carefully to all the different sounds you hear. Talk about what you heard. Did you recognise all the sounds? Were they loud or quiet? Were they long or short sounds?

Make a collection of your own noise makers. Think about lots of different things that make a sound and gather them together in a box or bag. Use one of the objects to make a sound for others to guess and identify. You could include things like crisp packets, keys, coins in a pot, a rattle or a squeaky toy.



Play the game 'I Hear with My Little Ear!' Take it in turns to imitate the sound of something and guess what makes that sound. You could imitate the sounds of things found around your house, like a clock or a telephone, or of recognisable animals, like a cat or dog.



Talk about sounds you like and sounds you don't like and why. Draw some pictures of things that make sounds that you like – for example, birds singing, the sea or a doorbell.

- Ask your children to say the sounds they can see within the words, afterwards demonstrate the word by saying all the sounds individually and blending them back together. (example p-a-t, pat). (make sure you sound some of the words out wrong, make it obvious so that they notice - they love it when adults get things wrong and they can correct you!)

at



[twinkl.com](https://www.twinkl.com)

sat



[twinkl.com](https://www.twinkl.com)

pat



[twinkl.com](https://www.twinkl.com)

tap



[twinkl.com](https://www.twinkl.com)

it



[twinkl.com](https://www.twinkl.com)

is



[twinkl.com](https://www.twinkl.com)

sit



[twinkl.com](https://www.twinkl.com)

pit



[twinkl.com](https://www.twinkl.com)

tag



gag



gig



gap



Other activities

Maths Mastery Home Learning Challenge

Adult Guidance

What Are We Learning?

We are learning to match numerals and quantities.

How to Set up the Challenge

- Gather a selection of ten small pieces of paper. These will be cards to use in a matching game.
- Ask your child to help you write numbers one to five separately on five of the pieces of paper.
- On the other five pieces of paper, ask your child to help you to draw sets of spots from one to five.
- Ask your child to help you count the spots to check you have a card for each number.
- Talk about the numbers on the pieces of paper and ask your child to name each number.
- Turn all of the cards upside down and spread them out over a table.
- To play the game, take turns to turn over two cards to try to find a number card and a card showing the matching number of spots.
- Play continues until all the cards have been matched together.

How to Get Your Child Thinking

- What number is on this card?
- Can you draw three spots on this card?
- What number did you find?
- Can you find a card with the matching number of spots?
- How many spots do I need to find to match this number?
- Do these cards match?
- I think these cards match. Am I correct? Why? Why not?



twinkl

visit [twinkl.com](https://www.twinkl.com)



Count and Match




- With your grown-up, make a matching game to play. Write numbers 1,2,3,4 and 5 on to pieces of paper and draw 1 to 5 spots on separate pieces of paper. These are your game cards.
- Turn all the cards upside down.
- Take turns to turn over two cards to find matching pairs.
- Can you find a number card and a card with the same number of spots?

Maths Challenge

Maths Challenge

1

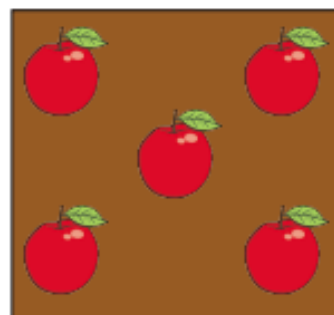
How many flowers are there?



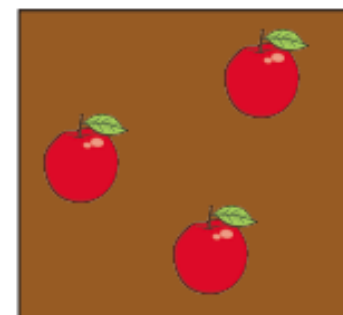
2

Which box has more apples in it?

a.



b.



Maths Challenge

Maths Challenge

3

Which shape is a square?


a.



b.



c.



4

Look at this shape:



Which of these is the same?

a.



b.



c.



d.

